

DOOR LISTING PROGRAM

Class: Fenestration Products – Physical Performance

Customer: Windsor Building Supplies Ltd.

Location: Langley, BC (Head Office)

Windsor Chilliwack

Windsor Victoria

Windsor Duncan

Windsor Nanaimo

Windsor Parksville

Listing No. W540-1

Effective Date: November 24, 2015

Last Revised: June 13, 2016

Expires: N/A

Product: Wood, Fiberglass, Steel, and Aluminum Door Assemblies

Standard: AAMA/WDMA/CSA 101/I.S.2/A440 NAFS “North American Fenestration Standard/Specification for windows, doors, and skylights”

A440S1 “Canadian Supplement to the North American Fenestration Standard/Specification for windows, doors, and skylights”

Models: See Model Table Below

Label: Each product is marked with the following content on a permanent label that is readily visible after installation:

- Manufacturer’s name, Trademark or other recognized symbol or identification
- QAI File number (W540)
- QAI-Verified logo
- “Evaluation for physical performance in accordance with AAMA/WDMA/CSA 101/I.S.2/A440 and A440S1”
“Évalué pour la performance de physique en accord à la norme AAMA/WDMA/CSA 101/ I.S.2/ A440 et A440S1”

Each product is also marked with the additional following content on a temporary label that is readily visible after installation:

- Manufacturer’s name, Trademark or other recognized symbol or identification
- Manufacturer’s address
- Product description and configuration symbol
- Primary Designator in accordance with AAMA/WDMA/CSA 101/I.S.2/A440 and CSA A440S1
- Secondary Designator in accordance with AAMA/WDMA/CSA 101/I.S.2/A440 and CSA A440S1

Note: AAMA/WDMA/CSA 101/I.S.2/A440, Clause 5.2.5: The test procedures are designed to test the performance of the test specimen only and are not used to test the performance of the installation, in particular the perimeter sealant joint and the anchoring of the assembly. However, products not installed according to the installation method described in this report may not perform to an equivalent performance level.

QAI certification covers classification of doors according to their physical performance ratings attained.

Model Table:

Masonite Steel Series - Endura Products Inc.							
ID	Product Type	Product***	Primary Designator**	Positive Design Pressure	Negative Design Pressure	Water Penetration Pressure	Canadian Air Leakage*
180	DD_Inswing_Door	[7'DD-IS-STL-KIT-MP]_584x1651_Lite Art Sill MA S	Class R – PG45: Size tested 1878x2075mm – Type SHD	2160	-2400	330	A3 Level
181	DD_Inswing_Door	[7'DD-IS-STL-KIT-MP]_584x1651_Lite Adj Sill MA S	Class R – PG25: Size tested 1878x2075mm – Type SHD	2160	-2400	180	A3 Level
182	DD_Outswing_Door	[7'DD-OS-STL-KIT-MP]_584x1651_Lite MA S	Class R – PG40: Size tested 1878x2061mm – Type SHD	2160	-1920	470	A3 Level
183	DD_Inswing_Door	[8'DD-IS-STL-KIT-MP]_Art Sill MA S	Class R – PG35: Size tested 1878x2488mm – Type SHD	1920	-2160	260	A3 Level
184	DD_Inswing_Door	[8'DD-IS-STL-KIT-MP]_533x2006_Lite Adj Sill MA S	Class R – PG25: Size tested 1878x2488mm – Type SHD	1920	-2160	180	A3 Level
185	Single_Inswing_Door	[8'D-IS-STL-KIT-MP]_533x2006_Lite Art Sill MA S	Class R – PG30: Size tested 939x2488mm – Type SHD	1920	-2160	260	A3 Level
186	Single_Inswing_Door	[8'D-IS-STL-KIT-MP]_533x2006_Lite Adj Sill MA S	Class R – PG25: Size tested 939x2488mm – Type SHD	1920	-2160	180	A3 Level
187	DD_Outswing_Door	[8'DD-OS-STL-KIT-MP]_533x2006_Lite MA S	Class R – PG35: Size tested 1878x2488mm – Type SHD	2880	-2520	580	A3 Level
188	SDS_Inswing_Door	(SLBSLT-KIT)-[7'D-IS-STL-KIT-DBL]- (SLBSLT-KIT) Art Sill MA S	Class R – PG30: Size tested 2850x2081mm	1440	-1680	400	A3 Level
189	SDS_Inswing_Door	(SLBSLT-KIT)-[7'D-IS-STL-KIT-DBL]- (SLBSLT-KIT) Adj Sill MA S	Class R – PG30: Size tested 2850x2081mm	1440	-1680	290	A3 Level
190	Single_Inswing_Door	[7'D-IS-STL-KIT-DBL]_533x1600_Lite Art Sill MA S	Class R – PG30: Size tested 950x2081mm – Type SHD	1440	-1680	400	A3 Level
191	Single_Inswing_Door	[7'D-IS-STL-KIT-DBL]_533x1600_Lite Adj Sill MA S	Class R – PG30: Size tested 950x2081mm – Type SHD	1440	-1680	290	A3 Level
192	Mullion	MA-W-TBAR-38x111mm	Class R – PG30: Size tested 2013mm span/1.53m ² – Type MA	1440	-1680	400	A3 Level
193	Sidelite	(SLBSLT-KIT)_533x1600_Lite_MA_S	Class R – PG30: Size tested 950x2081mm – Type SLT	1440	-1680	400	A3 Level
194	SDS_Outswing_Door	(SLBSLT-KIT)-[7'D-OS-STL-KIT-DBL]- (SLBSLT-KIT) MA S	Class R – PG30: Size tested 2850x2061mm	1680	-1440	510	A3 Level

Masonite Steel Series - Endura Products Inc.							
ID	Product Type	Product***	Primary Designator**	Positive Design Pressure	Negative Design Pressure	Water Penetration Pressure	Canadian Air Leakage*
195	Single_Outswing_Door	[7'D-OS-STL-KIT-DBL]_533x1600_Lite_MA_S	Class R – PG30: Size tested 950x2061mm – Type SHD	1680	-1440	510	A3 Level
196	Mullion	MA-W-TBAR-38x111mm	Class R – PG30: Size tested 2013mm span/1.51m ² – Type MA	1680	-1440	510	A3 Level
197	Sidelite	(SLBSLT-KIT)_533x1600_Lite_MA_S	Class R – PG30: Size tested 950x2061mm – Type SLT	1680	-1440	510	A3 Level
198	SDS_Inswing_Door	(SLBSLT-KIT)-[8'D-IS-STL-KIT-DBL]- (SLBSLT-KIT) Art Sill MA_S	Class R – PG30: Size tested 2850x2488mm	1440	-1680	360	A3 Level
199	SDS_Inswing_Door	(SLBSLT-KIT)-[8'D-IS-STL-KIT-DBL]- (SLBSLT-KIT) Adj Sill MA_S	Class R – PG30: Size tested 2850x2488mm	1440	-1680	220	A3 Level
200	Single_Inswing_Door	[8'D-IS-STL-KIT-DBL]_533x2006_ Lite Art Sill MA_S	Class R – PG30: Size tested 950x2488mm – Type SHD	1440	-1680	360	A3 Level
201	Single_Inswing_Door	[8'D-IS-STL-KIT-DBL]_533x2006_ Lite Adj Sill MA_S	Class R – PG30: Size tested 950x2488mm – Type SHD	1440	-1680	220	A3 Level
202	Mullion	MA-W-TBAR-38x111mm	Class R – PG30: Size tested 2419mm span/1.91m ² – Type MA	1440	-1680	360	A3 Level
203	Sidelite	(SLBSLT-KIT)_533x2006_Lite_MA_S	Class R – PG30: Size tested 950x2488mm – Type SLT	1440	-1680	360	A3 Level
204	SDS_Outswing_Door	(SLBSLT-KIT)-[8'D-OS-STL-KIT-DBL]- (SLBSLT-KIT) MA_S	Class R – PG30: Size tested 2850x2467mm	1680	-1440	440	A3 Level
205	Single_Outswing_Door	[8'D-OS-STL-KIT-DBL]_533x2007_ Lite_MA_S	Class R – PG30: Size tested 950x2467mm – Type SHD	1680	-1440	440	A3 Level
206	Mullion	MA-W-TBAR-38x111mm	Class R – PG30: Size tested 2419mm span/1.89m ² – Type MA	1680	-1440	440	A3 Level
207	Sidelite	(SLBSLT-KIT)_533x2007_Lite_MA_S	Class R – PG30: Size tested 950x2467mm – Type SLT	1680	-1440	440	A3 Level

Masonite Fiberglass Series - Endura Products Inc.							
ID	Product Type	Product***	Primary Designator**	Positive Design Pressure	Negative Design Pressure	Water Penetration Pressure	Canadian Air Leakage*
240	DD_Inswing_Door	[7'DD-IS-FG-KIT-MP]_Art_Sill_MA_F	Class R – PG45: Size tested 1878x2081mm – Type SHD	2880	-3120	330	A3 Level
241	DD_Inswing_Door	[7'DD-IS-FG-KIT-MP]_Adj_Sill_MA_F	Class R – PG25: Size tested 1878x2081mm – Type SHD	2880	-3120	180	A3 Level
242	Single_Inswing_Door	[7'D-IS-FG-KIT-MP]_584x1651_Lite_Art_Sill_MA_F	Class R – PG45: Size tested 939x2081mm – Type SHD	2880	-3120	330	A3 Level
243	Single_Inswing_Door	[7'D-IS-FG-KIT-MP]_584x1651_Lite_Adj_Sill_MA_F	Class R – PG25: Size tested 939x2081mm – Type SHD	2880	-3120	180	A3 Level
244	DD_Outswing_Door	[7'DD-OS-FG-KIT-MP]_584x1651_Lite_MA_F	Class R – PG55: Size tested 1878x2061mm – Type SHD	2880	-2640	510	A3 Level
245	Single_Outswing_Door	[7'D-OS-FG-KIT-MP]_584x1651_Lite_MA_F	Class R – PG55: Size tested 939x2061mm – Type SHD	2880	-2640	510	A3 Level
246	DD_Inswing_Door	[8'DD-IS-FG-KIT-MP]_Art_Sill_MA_F	Class R – PG45: Size tested 1878x2488mm – Type SHD	2400	-2640	330	A3 Level
247	DD_Inswing_Door	[8'DD-IS-FG-KIT-MP]_Adj_Sill_MA_F	Class R – PG25: Size tested 1878x2488mm – Type SHD	2400	-2640	180	A3 Level
248	Single_Inswing_Door	[8'D-IS-FG-KIT-MP]_533x2007_Lite_Art_Sill_MA_F	Class R – PG45: Size tested 939x2488mm – Type SHD	2400	-2640	330	A3 Level
249	Single_Inswing_Door	[8'D-IS-FG-KIT-MP]_533x2007_Lite_Adj_Sill_MA_F	Class R – PG25: Size tested 939x2488mm – Type SHD	2400	-2640	180	A3 Level
250	DD_Outswing_Door	[8'DD-OS-FG-KIT-MP]_533x2007_Lite_MA_F	Class R – PG50: Size tested 1878x2488mm – Type SHD	2640	-2400	470	A3 Level
251	Single_Outswing_Door	[8'D-OS-FG-KIT-MP]_533x2007_Lite_MA_F	Class R – PG50: Size tested 939x2488mm – Type SHD	2640	-2400	470	A3 Level
252	SDS_Inswing_Door	(SLBSLT-KIT)-[7'D-IS-FG-KIT-DBL]-(SLBSLT-KIT)_Art_Sill_MA_F	Class R – PG40: Size tested 2850x2081mm	1920	-2160	360	A3 Level
253	SDS_Inswing_Door	(SLBSLT-KIT)-[7'D-IS-FG-KIT-DBL]-(SLBSLT-KIT)_Adj_Sill_MA_F	Class R – PG40: Size tested 2850x2081mm	1920	-2160	290	A3 Level
254	Single_Inswing_Door	[7'D-IS-FG-KIT-DBL]_533_1600_Lite_Art_Sill_MA_F	Class R – PG40: Size tested 950x2081mm – Type SHD	1920	-2160	360	A3 Level
255	Single_Inswing_Door	[7'D-IS-FG-KIT-DBL]_533_1600_Lite_Adj_Sill_MA_F	Class R – PG40: Size tested 950x2081mm – Type SHD	1920	-2160	290	A3 Level

Masonite Fiberglass Series - Endura Products Inc.							
ID	Product Type	Product***	Primary Designator**	Positive Design Pressure	Negative Design Pressure	Water Penetration Pressure	Canadian Air Leakage*
256	Mullion	MA-W-TBAR-38x111mm	Class R – PG40: Size tested 2013mm span/1.53m ² – Type MA	1920	-2160	360	A3 Level
257	Sidelite	(SLBSLT-KIT)_533_1600_Lite_MA_F	Class R – PG40: Size tested 950x2081mm – Type SLT	1920	-2160	360	A3 Level
258	SDS_Outswing_Door	(SLBSLT-KIT)-[7'D-OS-FG-KIT-DBL]- (SLBSLT-KIT) MA_F	Class R – PG45: Size tested 2850x2061mm	2400	-2160	540	A3 Level
259	Single_Outswing_Door	[7'D-OS-FG-KIT-DBL]_533x1600_ Lite_MA_F	Class R – PG45: Size tested 950x2061mm – Type SHD	2400	-2160	540	A3 Level
260	Mullion	MA-W-TBAR-38x111mm	Class R – PG45: Size tested 2013mm span/1.51m ² – Type MA	2400	-2160	540	A3 Level
261	Sidelite	(SLBSLT-KIT)_533x1600_Lite_MA_F	Class R – PG45: Size tested 950x2061mm – Type SLT	2400	-2160	540	A3 Level
262	SDS_Inswing_Door	(SLBSLT-KIT)-[8'D-IS-FG-KIT-DBL]- (SLBSLT-KIT) Art_Sill_MA_F	Class R – PG25: Size tested 2850x2488mm	1440	-1680	180	A3 Level
263	SDS_Inswing_Door	(SLBSLT-KIT)-[8'D-IS-FG-KIT-DBL]- (SLBSLT-KIT) Adj_Sill_MA_F	Class R – PG25: Size tested 2850x2488mm	1440	-1680	180	A3 Level
264	Single_Inswing_Door	[8'D-IS-FG-KIT-DBL]_533x2007_ Lite_Art_Sill_MA_F	Class R – PG25: Size tested 950x2488mm – Type SHD	1440	-1680	180	A3 Level
265	Single_Inswing_Door	[8'D-IS-FG-KIT-DBL]_533x2007_ Lite_Adj_Sill_MA_F	Class R – PG25: Size tested 950x2488mm – Type SHD	1440	-1680	180	A3 Level
266	Mullion	MA-W-TBAR-38x111mm	Class R – PG25: Size tested 2419mm span/1.91m ² – Type MA	1440	-1680	180	A3 Level
267	Sidelite	(SLBSLT-KIT)_533x2007_Lite_MA_F	Class R – PG25: Size tested 950x2488mm – Type SLT	1440	-1680	180	A3 Level
268	SDS_Outswing_Door	(SLBSLT-KIT)-[8'D-OS-FG-KIT-DBL]- (SLBSLT-KIT) MA_F	Class R – PG35: Size tested 2850x2467mm	1920	-1680	580	A3 Level
269	Single_Outswing_Door	[8'D-OS-FG-KIT-DBL]_533x2007_ Lite_MA_F	Class R – PG35: Size tested 950x2467mm – Type SHD	1920	-1680	580	A3 Level
270	Mullion	MA-W-TBAR-38x111mm	Class R – PG35: Size tested 2419mm span/1.89m ² – Type MA	1920	-1680	580	A3 Level
271	Sidelite	(SLBSLT-KIT)_533x2007_Lite_MA_F	Class R – PG35: Size tested 950x2467mm – Type SLT	1920	-1680	580	A3 Level

Jeld-Wen Steel Series - Endura Products Inc.							
ID	Product Type	Product***	Primary Designator**	Positive Design Pressure	Negative Design Pressure	Water Penetration Pressure	Canadian Air Leakage*
272	DD_Inswing_Door	[7'DD-IS-STL-KIT-MP]_Art_Sill_JE_S	Class R – PG50: Size tested 1878x2081mm – Type SHD	2400	-2400	360	A3 Level
273	DD_Inswing_Door	[7'DD-IS-STL-KIT-MP]_Adj_Sill_JE_S	Class R – PG30: Size tested 1878x2081mm – Type SHD	2400	-2400	220	A3 Level
274	Single_Inswing_Door	[7'D-IS-STL-KIT-MP]_584x1651_Lite_Art_Sill_JE_S	Class R – PG50: Size tested 939x2081mm – Type SHD	2400	-2400	360	A3 Level
275	Single_Inswing_Door	[7'D-IS-STL-KIT-MP]_584x1651_Lite_Adj_Sill_JE_S	Class R – PG30: Size tested 939x2081mm – Type SHD	2400	-2400	220	A3 Level
276	DD_Outswing_Door	[7'DD-OS-STL-KIT-MP]_584x1651_Lite_JE_S	Class R – PG45: Size tested 1878x2061mm – Type SHD	2400	-2160	510	A3 Level
277	Single_Outswing_Door	[7'D-OS-STL-KIT-MP]_584x1651_Lite_JE_S	Class R – PG45: Size tested 939x2061mm – Type SHD	2400	-2160	510	A3 Level
278	DD_Inswing_Door	[8'DD-IS-STL-KIT-MP]_Adj_Sill_JE_S	Class R – PG30: Size tested 1878x2488mm – Type SHD	2400	-2640	220	A3 Level
279	DD_Inswing_Door	[8'DD-IS-STL-KIT-MP]_Art_Sill_JE_S	Class R – PG45: Size tested 1878x2488mm – Type SHD	2400	-2640	330	A3 Level
280	Single_Inswing_Door	[8'D-IS-STL-KIT-MP]_533x2007_lite_Art_Sill_JE_S	Class R – PG45: Size tested 939x2488mm – Type SHD	2400	-2640	330	A3 Level
281	Single_Inswing_Door	[8'D-IS-STL-KIT-MP]_533x2007_lite_Adj_Sill_JE_S	Class R – PG30: Size tested 939x2488mm – Type SHD	2400	-2640	220	A3 Level
282	DD_Outswing_Door	[8'DD-OS-STL-KIT-DBL]_533x2007_Lite_JE_S	Class R – PG40: Size tested 1878x2467mm – Type SHD	2160	-1920	440	A3 Level
283	Single_Outswing_Door	[8'D-OS-STL-KIT-DBL]_533x2007_Lite_JE_S	Class R – PG40: Size tested 939x2467mm – Type SHD	2160	-1920	440	A3 Level
284	SDS_Inswing_Door	(SLBSLT-KIT)-[7'D-IS-STL-KIT-DBL]-(SLBSLT-KIT)_Art_Sill_JE_S	Class R – PG50: Size tested 2850x2081mm	2400	-2400	360	A3 Level
285	SDS_Inswing_Door	(SLBSLT-KIT)-[7'D-IS-STL-KIT-DBL]-(SLBSLT-KIT)_Adj_Sill_JE_S	Class R – PG40: Size tested 2850x2081mm	2400	-2400	290	A3 Level
286	Single_Inswing_Door	[7'D-IS-STL-KIT-DBL]_533x1600_Lite_Art_Sill_JE_S	Class R – PG50: Size tested 950x2081mm – Type SHD	2400	-2400	360	A3 Level
287	Single_Inswing_Door	[7'D-IS-STL-KIT-DBL]_533x1600_Lite_Adj_Sill_JE_S	Class R – PG40: Size tested 950x2081mm – Type SHD	2400	-2400	290	A3 Level

Jeld-Wen Steel Series - Endura Products Inc.							
ID	Product Type	Product***	Primary Designator**	Positive Design Pressure	Negative Design Pressure	Water Penetration Pressure	Canadian Air Leakage*
288	Mullion	MA-W-TBAR-38x111mm	Class R – PG50: Size tested 2013mm span/1.53m ² – Type MA	2400	-2400	360	A3 Level
289	Sidelite	(SLBSLT-KIT)_533x1600_Lite_JE_S	Class R – PG50: Size tested 950x2081mm – Type SLT	2400	-2400	360	A3 Level
290	SDS_Outswing_Door	(SLBSLT-KIT)-[7'D-OS-STL-KIT-DBL]- (SLBSLT-KIT) JE_S	Class R – PG45: Size tested 2850x2061mm	2160	-2160	510	A3 Level
291	Single_Outswing_Door	[7'D-OS-STL-KIT-DBL]_533x1600_Lite_JE_S	Class R – PG45: Size tested 950x2061mm – Type SHD	2160	-2160	510	A3 Level
292	Mullion	MA-W-TBAR-38x111mm	Class R – PG45: Size tested 2013mm span/1.51m ² – Type MA	2160	-2160	510	A3 Level
293	Sidelite	(SLBSLT-KIT)_533x1600_Lite_JE_S	Class R – PG45: Size tested 950x2061mm – Type SLT	2160	-2160	510	A3 Level
294	SDS_Inswing_Door	(SLBSLT-KIT)-[8'D-IS-STL-KIT-DBL]- (SLBSLT-KIT) Art_Sill_JE_S	Class R – PG30: Size tested 2850x2488mm	1440	-1680	220	A3 Level
295	SDS_Inswing_Door	(SLBSLT-KIT)-[8'D-IS-STL-KIT-DBL]- (SLBSLT-KIT) Adj_Sill_JE_S	Class R – PG30: Size tested 2850x2488mm	1440	-1680	220	A3 Level
296	Single_Inswing_Door	[8'D-IS-STL-KIT-DBL]_533x2006_Lite_Art_Sill_JE_S	Class R – PG30: Size tested 950x2488mm – Type SHD	1440	-1680	220	A3 Level
297	Single_Inswing_Door	[8'D-IS-STL-KIT-DBL]_533x2006_Lite_Adj_Sill_JE_S	Class R – PG30: Size tested 950x2488mm – Type SHD	1440	-1680	220	A3 Level
298	Mullion	MA-W-TBAR-38x111mm	Class R – PG30: Size tested 2419mm span/1.91m ² – Type MA	1440	-1680	220	A3 Level
299	Sidelite	(SLBSLT-KIT)_533x2006_Lite_JE_S	Class R – PG30: Size tested 950x2488mm – Type SLT	1440	-1680	220	A3 Level
300	SDS_Outswing_Door	(SLBSLT-KIT)-[8'D-OS-STL-KIT-DBL]- (SLBSLT-KIT) JE_S	Class R – PG30: Size tested 2850x2467mm	1680	-1440	510	A3 Level
301	Single_Outswing_Door	[8'D-OS-STL-KIT-DBL]_533x2007_Lite_JE_S	Class R – PG30: Size tested 950x2467mm – Type SHD	1680	-1440	510	A3 Level
302	Mullion	MA-W-TBAR-38x111mm	Class R – PG30: Size tested 2419mm span/1.89m ² – Type MA	1680	-1440	510	A3 Level
303	Sidelite	(SLBSLT-KIT)_533x2007_Lite_JE_S	Class R – PG30: Size tested 950x2467mm – Type SLT	1680	-1440	510	A3 Level

Premium Weatherstripping Ltd.							
ID	Product Type	Product***	Primary Designator**	Positive Design Pressure	Negative Design Pressure	Water Penetration Pressure	Canadian Air Leakage*
140	DD_Outswing_Door	[8'DD-OS-FG-FLSH-MP]	Class LC – PG35: Size tested 1880 x 2464 mm – Type SHD	1680	-1680	290	A3 Level
141	Single_Outswing_Door	[8'D-OS-FG-FLSH-MP]	Class LC – PG35: Size tested 940 x 2464 mm – Type SHD	1680	-1680	290	A3 Level
142	SDS_Outswing_Door	(SLBSLT-FLSH)-[8'D-OS-FG-FLSH-MP]- (FIXSLT-FLSH)	Class LC – PG20: Size tested 2845 x 2464 mm	960	-960	330	A3 Level
143	Single_Outswing_Door	[8'D-OS-FG-FLSH-MP]	Class LC – PG20: Size tested 953 x 2464 mm – Type SHD	960	-960	330	A3 Level
144	Sidelite	(SLBSLT-FLSH)	Class LC – PG20: Size tested 946 x 2464 mm – Type SLT	960	-960	330	A3 Level
145	Sidelite	(FIXSLT-FLSH)	Class LC – PG20: Size tested 946 x 2464 mm – Type SLT	960	-960	330	A3 Level
146	Mullion	MA-W-TBAR-64x89mm	Class LC – PG20: Size tested 2464mm span/1.89m ² – Type MA	960	-960	330	A3 Level
147	Single_Inswing_Door	[7'D-IS-STL-DBL]_6Panel_Slb	Class LC – PG40: Size tested 946 x 2100 mm – Type SHD	1920	-1920	330	A3 Level
148	DD_Inswing_Door	[8'DD-IS-STL-KIT-MP]	Class LC – PG35: Size tested 1879 x 2470 mm – Type SHD	1680	-1680	330	A3 Level
149	Single_Inswing_Door	[8'D-IS-STL-KIT-MP]	Class LC – PG35: Size tested 940 x 2470 mm – Type SHD	1680	-1680	330	A3 Level
150	DD_Outswing_Door	[8'DD-OS-STL-KIT-MP]	Class LC – PG35: Size tested 1874 x 2465 mm – Type SHD	1680	-1680	330	A3 Level
151	Single_Outswing_Door	[8'D-OS-STL-KIT-MP]	Class LC – PG35: Size tested 937 x 2465 mm – Type SHD	1680	-1680	330	A3 Level
152	DD_Outswing_Door	[7'DD-OS-STL-KIT-DBL]	Class LC – PG35: Size tested 1880x2160mm – Type SHD	1680	-1680	290	A3 Level
153	Single_Outswing_Door	[7'D-OS-STL-KIT-DBL]	Class LC – PG35: Size tested 940x2160mm – Type SHD	1680	-1680	290	A3 Level

A.K. Draft Seal Ltd.							
ID	Product Type	Product***	Primary Designator**	Positive Design Pressure	Negative Design Pressure	Water Penetration Pressure	Canadian Air Leakage*
106	Single_Outswing_Door	[7'D-OS-W-FLSH-DBL]_6_Lites	Class LC – PG70: Size tested 958 x 2160mm – Type SHD	3360	-3360	510	A3 Level
107	Single_Inswing_Door	[7'D-IS-W-FLSH-DBL]_6_Lites	Class LC – PG35: Size tested 958 x 2160mm – Type SHD	1680	-1680	260	A2 Level
108	Single_Outswing_Door	[7'D-OS-FG-FLSH-DBL]_717x1725_Lite	Class LC – PG40: Size tested 958 x 2160mm – Type SHD	1920	-1920	720	A3 Level
109	Single_Inswing_Door	[7'D-IS-FG-FLSH-DBL]_717x1725_Lite	Class LC – PG30: Size tested 958 x 2160mm – Type SHD	1440	-1440	220	A2 Level
110	Single_Outswing_Door	[7'D-OS-STL-KIT-DBL]_591x1651_Lite	Class LC – PG40: Size tested 958 x 2160mm – Type SHD	1920	-1920	400	A3 Level
111	Single_Outswing_Door	[7'D-OS-FG-KIT-DBL]_591x1651_Lite	Class LC – PG40: Size tested 958 x 2160mm – Type SHD	1920	-1920	400	A3 Level
336	DD_Transom_Outswing_Door	FIXTR/[7'DD-OS-FG-FLSH-DBL]_530x1600_Lite	Class R – PG20: Size tested 1880x2960mm – Type SHD	960	-960	330	A3 Level
337	DD_Outswing_Door	[7'DD-OS-FG-FLSH-DBL]_530x1600_Lite	Class R – PG20: Size tested 1880x2160mm – Type SHD	960	-960	330	A3 Level
338	Single_Outswing_Door	[7'D-OS-FG-FLSH-DBL]_530x1600_Lite	Class R – PG20: Size tested 940x2160mm – Type SHD	960	-960	330	A3 Level
339	Transom	FIXTR_Fix#1810x766mm	Class R – PG20: Size tested 1880x800mm – Type TR	960	-960	330	A3 Level
340	Mullion	M-W-TBAR-34x165mm	Class R – PG20: Size tested 1810mm span/1.38m ² – Type MA	960	-960	330	A3 Level
348	SDS_Transom_Inswing_Door	FIXTR/(FIXSLT-FLSH)-[8'D-IS-FG-FLSH-MP]-(FIXSLT-FLSH)	Class LC – PG30: Size tested 2083x3030mm – Type SHD	1920	-1920	220	A3 Level
349	Single_Inswing_Door	[8'D-IS-FG-FLSH-MP]_710x2020_Lite	Class LC – PG30: Size tested 908x2413mm – Type SHD	1920	-1920	220	A3 Level
350	Sidelite	(FIXSLT-FLSH)_560x2470_Lite	Class LC – PG30: Size tested 560x2470mm – Type SLT	1920	-1920	220	A3 Level
351	Transom	FIXTR_Fix#2083x508	Class LC – PG30: Size tested 2083x560mm – Type TR	1920	-1920	220	A3 Level
352	Mullion	H-MA-COM-TBAR-83x82.5mm	Class LC – PG30: Size tested 2050mm span/1.56m ² – Type MA	1920	-1920	220	A3 Level
353	Mullion	V-MA-COM-TBAR-83x82.5mm	Class LC – PG30: Size tested 2413mm span/1.52m ² – Type MA	1920	-1920	220	A3 Level

* Air leakage ratings are based on Canadian Air Infiltration/Exfiltration levels


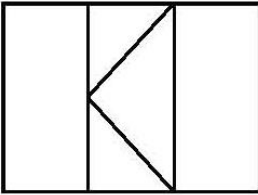
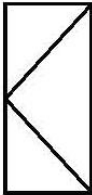
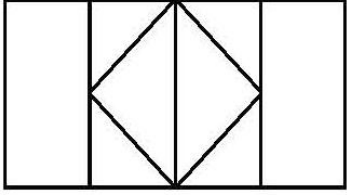
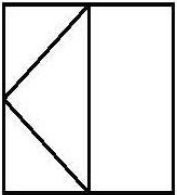
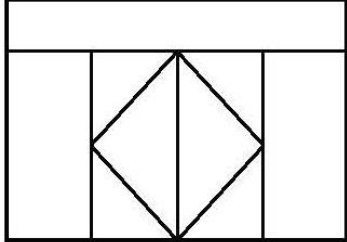
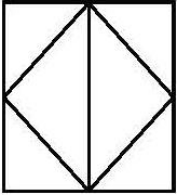
** Mullions used in combination assemblies cannot exceed the listed span and tributary area, as described in the model table above. The tributary area is the area of wind-bearing load contributed to the mullion or divider, as described in AAMA 450. Please contact QAI for any assistance in calculating the tributary area.

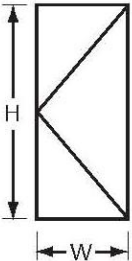
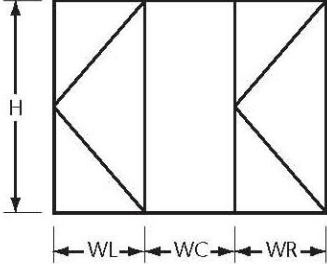
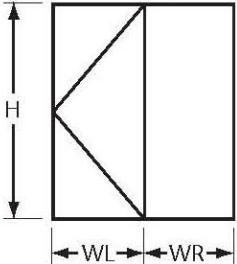
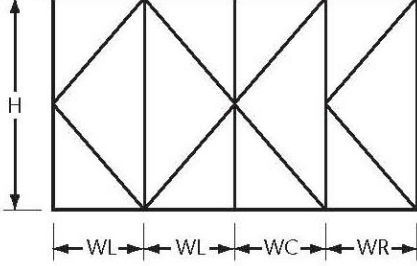
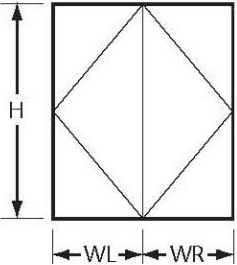
*** All Product codes follow this structure: Trans/(Sidelite1)-[Door]-(Sidelite2)_Auxilliary Detail. For example, the following code is deconstructed as follows (see also code description legend below):



Product Code Description Legend					
Product Description		Material		Transom/Sidelite Type	
Single	D	Aluminum	AL	Fixed Slab	SLB
Double	DD	Fiberglass	FG	Fixed Casement	CAS
Patio_Door	PATIO	Steel	STL	Direct Glazed	FIX
Lift_and_Slide_Door	LIFTSLIDE	Steel (Galvanized)	STLG	Hardware	
Lift_and_Glide_Door	LIFTGLIDE	Vinyl	PVC	Multipoint	MP
Transom	TR	Wood	W	Double Drilled	DBL
Garden_Door	GARD	Slab Lites		Swing Type	
Mullion Assembly	MA	Flush Lite	FLSH	Inswing	IS
Sidelite	SLT	Lite Kit	KIT	Outswing	OS

Listed products in the Model Table above also qualify the following typical configurations as described in the following tables from AAMA/WDMA/CSA 101/I.S.2/A440-11 below. A qualified configuration must have identical framing member cross-sections and an equal or smaller gateway size than the listed product. The tables of qualified configurations below are not all-inclusive; other configurations are permitted at the evaluation of QAI.

<p>Example A</p> 	<p>Qualifies any single fixed side lite or single fixed door system.</p> <p>Testing Example A qualifies A. Does not qualify B, C, D, E, F, or G.</p>	<p>Example E</p>  <p>Qualifies any single side-hinged door system combination assembly or composite unit having the same hinge location and having not more than one operable leaf or operable side lite.</p> <p>Testing Example E qualifies A, B, C, C hinged-at-center mull, and E. Does not qualify D, F, or G.</p>
<p>Example B</p> 	<p>Qualifies any single side-hinged door system having the same hinge location and having not more than one operable leaf or operable side lite.</p> <p>Testing Example B qualifies B. Does not qualify A, C, D, E, F, or G.</p>	<p>Example F</p>  <p>Qualifies any single side-hinged door system combination assembly or composite unit having the same hinge location and having not more than two operable leaves or two inoperable side lites.</p> <p>Testing Example F qualifies A, B, C, D, E, F, and C hinged-at-center. Does not qualify G.</p>
<p>Example C</p> 	<p>Qualifies any single side-hinged door system combination assembly or composite door system having the same hinge location (side jamb) and having not more than one operable leaf or operable side lite.</p> <p>Testing Example C qualifies A, B, or C. Does not qualify C hinged-at-center mull, D, E, F, or G. Testing Example C hinged-at-center mull qualifies A, B, or C hinged-at-center. Does not qualify C side jamb hinged, D, E, F, or G.</p>	<p>Example G</p>  <p>Qualifies any single side-hinged door system combination assembly or composite unit having the same hinge location and having not more than two operable leaves or two inoperable side lites and a transom.</p> <p>Testing Example G qualifies A, B, C, D, E, F, G, and C hinged-at-center.</p>
<p>Example D</p> 	<p>Qualifies any single side-hinged door system combination assembly or composite unit having the same hinge location and having not more than two operable leaves or operable side lites.</p> <p>Testing Example D qualifies B and D. Does not qualify A, C, E, F, or G.</p>	

<p>Example A</p> 	<p>Qualifies any single casement, vertically hinged and pivoted window.</p> <p>Testing Example A qualifies A, but does not qualify B, C, D, or E.</p>	<p>Example D</p>  <p>Note: This assembly qualifies casements that are hinged off the frame or integral mullion.</p> <p>Qualifies any single casement, vertically hinged and pivoted window or composite system with two operable sash.</p> <p>Testing Example D qualifies A, B, or D, but does not qualify C or E.</p>
<p>Example B</p>  <p>Note: This assembly does not qualify casements that are hinged off the intermediate mullion.</p>	<p>Qualifies any single casement, vertically hinged and pivoted window or composite system with one operable sash or a single fixed unit.</p> <p>Testing Example B qualifies A or B, but does not qualify C, D, or E.</p>	<p>Example E</p>  <p>Note: This assembly qualifies casements that are hinged off the frame or integral mullion.</p> <p>Qualifies any single casement, vertically hinged and pivoted window or composite system with four operable sash.</p> <p>Testing Example E qualifies A, C, or E, but does not qualify B or D.</p>
<p>Example C</p>  <p>Note: This assembly does not qualify casements that are hinged off the intermediate mullion.</p>	<p>Qualifies any single casement, vertically hinged and pivoted window or composite system with two operable sash.</p> <p>Testing Example C qualifies A or C, but does not qualify B, D, or E.</p>	

Casement, vertically hinged and pivoted windows and side-hinged doors

Notes:

- (1) The following qualification requirements shall apply:
 - (a) frame size shall not be bigger than tested height or width;
 - (b) individual sash size shall not be bigger than tested height or width; and
 - (c) individual fixed lites may be bigger in width or height than the tested fixed lite if in compliance with Clause 12.3.
- (2) The symbology used in this Standard/Specification for a hinged or pivoted sash or leaf is a line in the shape of a V. The open end of the V indicates the locking edge of the sash or leaf and the point of the V indicates the edge of the sash or leaf where the hinges or pivots are attached. See Figure 6.3.

The materials, products or systems listed herein have been qualified to bear the QAI Listing Mark under the conditions stated with each Listing. Only those products bearing the QAI Listing Mark are considered to be listed by QAI.

No warrantee is expressed or implied, and no guarantee is provided that any jurisdictional authority will accept the Listing found herein. The appropriate authorities should be contacted regarding the acceptability of any given Listing.

Visit the QAI Online Listing Directory located at www.qai.org for the most up to date version of this Listing and to validate that this QAI Listing is active.

Questions regarding this listing may be directed to info@qai.org. Please include the listing number in the request.
