



PUBLISHED: April 2026
REVISED: April 2026
EXPIRATION: April 2029

PRODUCT(s): EDCO Steel Siding

REPORT HOLDER: EDCO Products, Inc.

CONTACT DETAILS: 8700 Excelsior Blvd,
Hopkins, MN
55343 USA
www.edcoproducts.com

CSI DIVISIONS: 07 00 00 – Thermal and Moisture Protection

CSI SECTION: 07 46 19 – Steel Siding

APPLICABLE CODES: 2024/2021/2018 International Building Code (IBC)
2024/2021/2018 International Residential Code (IRC)
2023 Florida Building Code (FBC)
2025 / 2022 California Building Code (CRC)
2025 California Wildland-Urban Interface Code (CWUIC)

EVALUATED: Transverse Wind Load
Non-Combustibility
Surface Burning Characteristics



www.qai.org

QAI LABORATORIES

LOS ANGELES | TULSA | MIAMI | TORONTO | VANCOUVER | SEOUL | SHANGHAI



CODE EVALUATION REPORT

2.0 DESCRIPTION:

2.1 General:

EDCO steel lap siding products are minimum 28-gauge (0.0149 inches, 0.39 mm) thickness G60 corrosion resistant galvanized steel of minimum 33 ksi (228 MPa) yield strength complying with ASTM A653/A653M. EDCO lap siding includes an exterior coating of less than 0.125 inches (3.18 mm) thickness, for use as exterior non-load bearing cladding under the 2024/2021/2018 IBC and 2024/2021/2018 IRC. EDCO steel siding are available in different profile options outlined in Table 1 of this report.

EDCO steel sidings are intended for installation over wood structural panel (WSP) sheathing materials listed in Section 2304.6 of the 2024/2021/2018 IBC or Section R604 of the 2024/2021/2018 IRC, or non-structural foam sheathing as outlined in 2024/2021/2018 IRC Section R703.15.1. Installation requires a water-resistive barrier complying with Section 1403 of the 2024/2021/2018 IBC or R703 of the 2024/2021/2018 IRC as appropriate.

EDCO steel siding's base metal is a non-combustible material complying with ASTM E136, with the coated steel siding products having a flame spread index of < 25 and smoke developed index of < 450 when evaluated to ASTM E84. EDCO steel sidings are classified non-combustible in accordance with Section 703.3.1 of the 2024/2021 IBC, and Section 703.5 of the 2018 IBC complying for use in Types I-V construction. See section 4.2 of this report respectively for details.

EDCO steel sidings comply for use as exterior wall coverings per Chapter 14 of the 2025 / 2022 CBC. EDCO steel siding products are classified as *ignition resistant* materials for use in reducing structure ignition resulting from wildfire. EDCO steel sidings where used as exterior wall coverings comply with requirements of CBC Section 704A.4 and the 2025 CWUIC Section 503.2.1 as compliant non-combustible materials. See Section 10 of this report for additional details.

EDCO steel sidings comply for use as exterior wall coverings per the 2023 Florida Building Code (FBC), excluding use in areas defined as high-velocity hurricane zones. See Section 10 of this report for additional details.

EDCO steel sidings are available in the following product options:



CODE EVALUATION REPORT

Table 1. EDCO Steel Siding Products

MODEL	EXPOSURE	
	inches	mm
4" SL (Shiplap)	4	102
5" SL (Shiplap)	5	127
6" SL (Shiplap)	6	152
6" (6" Lap)	6	152
8" (8" Lap)	8	203
D4 (Double 4" Lap)	8	203
D5 DL (Double 5" Dutchlap)	10	254
12" Vrt (Vertical Board & Batten)	12	305

EDCO steel siding products are starter strips, J-channels, undersill trim, corner post caps, drip flashings and EDCO SecureFast fasteners.

Details of EDCO products outlined in Table 1 can be found in Section 9.1 of this report.

3.0 DESIGN:

EDCO steel siding products are exterior claddings for installation over code compliant wall framing and sheathing including a water resistive barrier. Use of EDCO steel siding does not require Engineering Design but shall be in applications where wind-resistance requirements determined in accordance with the applicable code are within the limits as outlined in Section 8.1 of this report for installations described.

Installation governed by the IRC, CRC and FRC is to comply with Chapters 6 and 7 as applicable.

3.1 Wind Resistance:

EDCO steel sidings must be installed on a substrate intended to withstand the positive and negative design wind loads. The substrate must be covered with an approved water-resistive barrier where required by code. See Table 1 in Section 8.2 for allowable static loads.

4.0 INSTALLATIONS:

4.1 General:

Installation of EDCO steel sidings must comply with the manufacturer's published installation instructions, this report, and the applicable code(s). Where differences are found between documents, this report and the applicable building code shall be followed. The manufacturer's published installation instructions must be available at the jobsite at all times during installation.

Installation of EDCO steel siding must comply with the prescriptive requirements of Section 1404.12 of the 2024 IBC, Section 1404.11 of the 2021/2018 IBC or Sections R703.3 and Table R703.3(1) of the 2024/2021/2018 IRC. EDCO steel siding must be installed over code prescribed water-resistive barrier and sheathing products.

4.2 Types I-IV Construction

EDCO steel siding is classified noncombustible and can be used as exterior cladding in Types I-IV construction when installed in accordance with this report with the following limitations:



CODE EVALUATION REPORT

4.2.1: Any Combustible Water Resistive Barriers: EDCO steel siding is approved for use as exterior cladding in Types I-IV construction when installed with a combustible water-resistive barrier where the building is limited to ≤ 40 ft (12.2 m) measured from grade.

4.2.2: Restricted Combustible Water Resistive Barriers: EDCO steel siding are approved for use as exterior cladding in Types I-IV construction when installed with a combustible water resistive barrier in buildings > 40 ft (12.2 m) height where the water resistive barrier is the only combustible component meeting the following criteria:

1. The water-resistive barrier has a flame spread of ≤ 25 and smoke developed index of ≤ 450 when evaluated in accordance with ASTM E84 or UL 723, and
2. The water-resistive barrier meets the following criteria when evaluated to ASTM E1354 at the intended installed thickness tested in the horizontal orientation with an applied heat flux of 50 kW/m²:
 - a. Peak heat release rate of ≤ 150 kW/m²
 - b. Total heat release of ≤ 20 MJ/m²
 - c. Effective heat of combustion of ≤ 17 MJ/kg

5.0 LIMITATIONS

- EDCO steel sidings are to be installed in accordance with the manufacturer's installation instructions, the applicable code and this report. Where differences exist between documents, the applicable code and this report shall be followed.
- Where EDCO steel siding products are used in Types I-IV construction, installation is to be in accordance with Sections 4.2 of this report.
- EDCO steel siding requires installation with fasteners complying with the applicable code and this report, where compatibility is considered.
- EDCO steel sidings are fabricated in Hopkins, MN under an approved quality program with inspections by QAI Laboratories.

6.0 SUPPORTING INFORMATION:

The following data has been submitted for evaluation of EDCO steel siding:

- Data outlining steel grade, thickness and corrosion resistant coating.
- Data evaluating non-combustibility in accordance with ASTM E136.
- Data evaluating surface burning characteristics in accordance with ASTM E84.
- Data evaluation pressure resistance in accordance with ASTM E330/E330M.

7.0 MARKING:

Each bundle of siding is marked with the following information.

- Report Holders Name: EDCO
- Report Holders Address: Hopkins, MN
- Siding Model Code
- QAI CER Number: CER_{us}-1038
- QAI Certification Mark as shown here.





CODE EVALUATION REPORT

8.0 RESULTS / RATINGS:

8.1 EDCO Steel Siding Design Wind Pressures¹

PRODUCT(s)	FASTENER TYPE	ATTACHMENT ²	WALL DETAILS ³	FRAMING SPACING inches (mm)	ALLOWABLE PRESSURE psf (kPa) ⁴
6"	2-inch (51 mm) length 6D siding nail.	16-inch (405 mm) fastener spacing direct into underlying framing.	Minimum nominal 2-inch x 4-inch (38 mm x 89 mm) wood studs with minimum 7/16-inch (11 mm) wood panel sheathing.	16 (405)	60 (2.9)
4" SL 5" SL 6" SL	2-inch (51 mm) length 6D siding nail.	16-inch (405 mm) fastener spacing direct into underlying framing.	Minimum nominal 2-inch x 4-inch (38 mm x 89 mm) wood studs with minimum 7/16-inch (11 mm) wood panel sheathing.	16 (405)	69 (3.3)
D4 D5 DL	2-inch (51 mm) length ring shank roofing nail.	16-inch (405 mm) fastener spacing direct into underlying framing.	Minimum nominal 2-inch x 4-inch (38 mm x 89 mm) wood studs with minimum 7/16-inch (11 mm) wood panel sheathing.	16 (405)	27 (1.3)
D4 D5 DL	2-inch (51 mm) length 6D siding nail.	16-inch (405 mm) fastener spacing direct into underlying framing.	Minimum nominal 2-inch x 4-inch (38 mm x 89 mm) wood studs with minimum 7/16-inch (11 mm) wood panel sheathing.	16 (405)	40 (1.9)
6" 4" SL 5" SL 6" SL	2-inch (51 mm) length ring shank roofing nail.	8-inch (203 mm) fastener spacing into underlying sheathing.	Minimum nominal 2-inch x 4-inch (38 mm x 89 mm) wood studs with minimum 7/16-inch (11 mm) wood panel sheathing.	24 (610)	73 (3.5)
6" 4" SL 5" SL 6" SL	2-inch (51 mm) length 6D siding nail.	8-inch (203 mm) fastener spacing into underlying sheathing.	Minimum nominal 2-inch x 4-inch (38 mm x 89 mm) wood studs with minimum 7/16-inch (11 mm) wood panel sheathing.	24 (610)	60 (2.9)
12" Vrt	EDCO SecureFast Screw	16-inch (405 mm) fastener spacing into underlying sheathing.	Minimum nominal 2-inch x 4-inch (38 mm x 89 mm) wood studs with minimum 7/16-inch (11 mm) wood panel sheathing.	24 (610)	37 (1.8)
6" 4" SL 5" SL 6" SL	EDCO SecureFast Screw	16-inch (405 mm) fastener spacing direct into underlying framing.	Minimum nominal 2-inch x 4-inch (38 mm x 89 mm) wood studs with minimum 7/16-inch (11 mm) wood panel sheathing.	16 (405)	73 (3.5)
D4 D5 DL	EDCO SecureFast Screw	16-inch (405 mm) fastener spacing direct into underlying framing.	Minimum nominal 2-inch x 4-inch (38 mm x 89 mm) wood studs with minimum 7/16-inch (11 mm) wood panel sheathing.	16 (405)	67 (3.2)
4" SL 5" SL 6" SL	EDCO SecureFast Screw	16-inch (405 mm) fastener spacing direct into underlying framing.	Minimum nominal 2-inch x 4-inch (38 mm x 89 mm) wood studs with minimum 7/16-inch (11 mm) wood panel sheathing.	16 (405)	47 (2.2)

1. Installation must be in accordance with the manufacturer's installation instructions and this report.
2. Fasteners are to be corrosion resistant and compatible for use with galvanized steel.
3. Unless otherwise noted, wood framing members are to be minimum 0.42 specific gravity.
4. Allowable design pressures are determined for worst case negative pressure loading.

9.0 PRODUCT DETAILS

9.1 EDCO Steel Siding Details

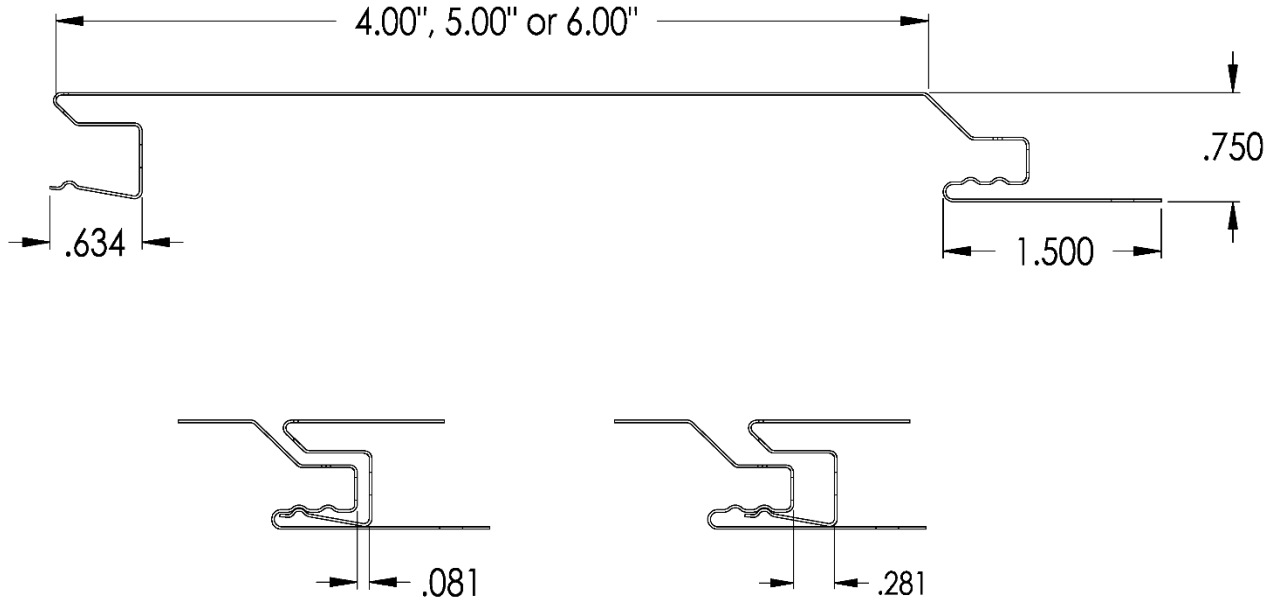


Figure 1. EDCO 4" SL, 5" SL and 6" SL Steel Siding Profiles

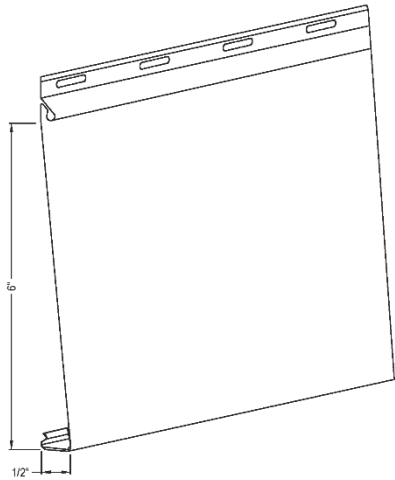


Figure 2. EDCO 6" Lap Siding.

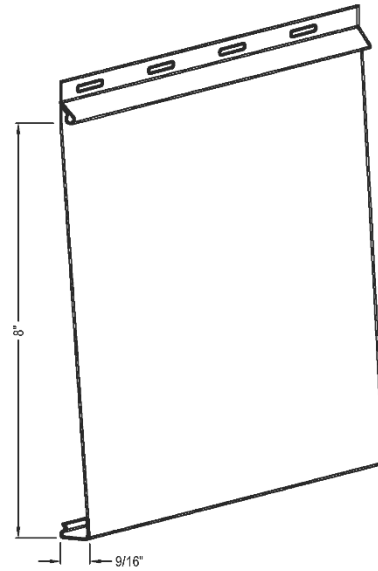


Figure 3. EDCO 8" Lap Siding



Figure 4. EDCO 4" Lap Siding

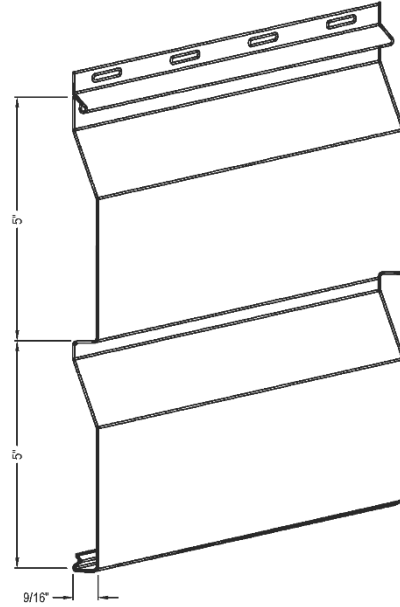


Figure 5. EDCO 5" Dutch Lap Siding




Figure 6. EDCO 12" Vertical Board & Batten Siding



10.0 SUPPLEMENTAL CODES

10.1 2025 / 2022 California Building Code (CBC) and California Residential Code (CRC)

EDCO steel sidings as detailed in Section 2.0 through Section 9.0 of CER_{US}-1038 comply with the 2025 / 2022 California Building Code and California Residential Code when installed with the applicable building codes and this report.

2022 CBC: EDCO steel sidings installed in accordance with this report may be used in the exterior construction of new buildings located in a Fire Hazard Severity Zone within State Responsibility Areas or Wildland-Urban Interface Fire Area as the requirements of CBC Section 707.3 are met. EDCO steel siding complies with the noncombustible material performance requirements of CBC Section 707A.3 when tested in accordance with ASTM E136.

10.2 2025 California Wildland-Urban Interface Code (CWUIC)

EDCO steel sidings as detailed in Section 2.0 through Section 9.0 of CER_{US}-1038 comply with the 2025 CWUIC when installed with the applicable building codes and this report. EDCO steel sidings comply as non-combustible materials when evaluated in accordance with Section 501.4.1 of the 2025 CWUIC and may be used in the exterior construction of buildings located in a Fire Hazard Severity Zone or Wildland Urban-Interface (WUI) areas.

10.3 2023 Florida Building Code and Florida Residential Code

EDCO steel sidings as detailed in Section 2.0 through Section 9.0 of CER_{US}-1038 comply with the 2023 FBC Section 1405.2.10 and 2023 FRC Section 703.3. The products comply for use in areas not defined as high-velocity hurricane zones (HVHZ). Installation is to be in accordance with the applicable building codes and this report.

11.0 ELIGIBILITY OF REPORT

QAI's Code Evaluation Report complies with the 2021 / 2018 / 2015 IBC Section 104.11 *Alternative materials, design and methods of construction and equipment* subsection 104.11.1 *Research Reports*. Supporting data has been evaluated by QAI for compliance of the noted materials and assemblies to the applicable code by QAI, and *approved* source as detailed below.

The attached report has been reviewed by a QAI Registered Professional Engineer approved by the specific state Board of Professional Engineers noted on the specific P.E. seal(s).

Per section 1703 of the IBC, QAI is an independent third-party testing, inspection and certification agency accredited by the International Accreditation Service, Inc. (IAS) for this specific scope (see IAS PCA-118). QAI can confirm that based on its IAS accreditation it meets IBC Section 1703.1 on Independence, Section 1703.1.2 on Equipment and Section 1703.1 on Personnel.

This Evaluation report has been designed to meet the performance requirements of IBC Section 1703.4 and contains the required information to show the product, material or assembly meets the applicable code requirements.

The product is labeled per section IBC 1703 and subject to follow-up inspection per IBC 1703.6 using QAI IAS accredited ISO/IEC 17020 inspection program (see IAS AA-723).

For more information regarding QAI Laboratories, please visit www.qai.org.



The above is an example of the QAI registered Listing mark. The Listing mark may only be used by the Report Holder per the QAI service agreement on products defined in this report. The 'us' indicator in the 4 o'clock position indicates the product complies with the properties evaluated with limitations outlined in this report for use in the US market. A 'c' indicator in the 8 o'clock position indicates the product has been evaluated for use in the Canadian market.



12.0 REFERENCED STANDARDS

ASTM A653/A653M *Standard Specification for Steel Sheet, Zinc-Coated (Galvanized) or Zinc-Iron Alloy-Coated (Galvannealed) by the Hot-Dip Process.*

ASTM E136 *Standard Test Method for Assessing Combustibility of Materials Using a Vertical Tube Furnace at 750°C.*

ASTM E84 *Standard Test Method for Surface Burning Characteristics of Building Materials.*

ASTM E330 *Standard Test Method for Structural Performance of Exterior Windows, Doors, Skylights, and Curtain Walls by Uniform Static Air Pressure Difference.*

